



Model Number

OIT500-F113-B12-CB3

Optical high temperature identification system, 350 to 400 mm

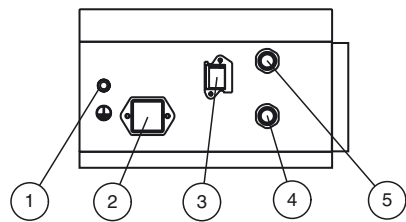
Features

- High-temperature code carrier up to 500 °C (932 °F)
- Sturdy and compact design
- Integrated illumination
- High operating range
- Large sensing range
- High depth of focus

Function

The OIT* stationary read device is an optical identification system that works using industrial vision methods and is used in automated manufacturing processes. The ambient conditions in automobile construction in particular, for example the cyclical temperature changes, often make the use of read-only tags with electronic components difficult if not impossible. For the OIT high-temperature identification system, read-only tags of solid metal plates with a perforated matrix are used, which are designed for use at temperatures of up to 500 °C and suitable for high mechanical stress. Simple installation and commissioning without complicated, time-consuming Teach-In processes enable rapid entry. Pluggable connections for the rapid exchange of devices and a controller with simple command set via the Ethernet interface guarantee simple operation. A scratch-resistant, replaceable quartz glass panel and sturdy metal housing make the OIT* a robust, efficient identification system.

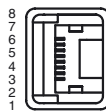
Indicating / Operating means



1	Grounding screw
2	Power supply
3	Network
4	Trigger
5	external illumination

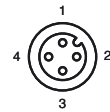
Electrical connection

8-pin Network connection
(LAN)



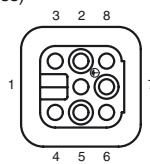
Pin	Signal
1	Transmit data (+)
2	Transmit data (-)
3	Receive data (+)
4	not assigned
5	not assigned
6	Receive data (-)
7	not assigned
8	not assigned

4-pin M12 socket
(external illumination)



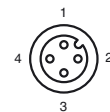
Pin	Signal
1	24 V power supply
2	not connected
3	Ground
4	Illumination control

8-pin Harting connection
(Process)



Pin	Signal
1	not connected
2	External ground
3	not connected
4	not connected
5	24 V external power supply
6	24 V device power supply
7	not connected
8	Device ground

4-pin M12 socket
(Trigger)



Pin	Signal
1	24 V power supply
2	not connected
3	Ground
4	Trigger signal

Technical data

General specifications

Light source	Integrated LED lightning
Light type	infrared

Release date: 2018-02-02 07:56 Date of issue: 2018-02-02 274807_eng.xml

Symbologies	CB1: perforated matrix 6 x 6 6 decimal digits CB3: hole pattern 3 x 12 12 binary digits
Read distance	350 ... 400 mm
Reading field	320 mm x 200 mm at max. read distance
Evaluation frequency	5 Hz
Target velocity	triggered ≤ 0.5 m/s
Functional safety related parameters	
MTTF _d	51 a
Mission Time (T _M)	10 a
Diagnostic Coverage (DC)	0 %
Indicators/operating means	
Operation indicator	LED green: supply LED green: ready
Function indicator	Yellow LED: trigger Yellow LED: code read Red LED: pre-fault Red LED: group error
Electrical specifications	
Operating voltage	U _B 24 V DC $\pm 15\%$, PELV
Operating current	I _B 250 mA without output drivers
Interface	
Physical	Ethernet
Protocol	TCP/IP
Transfer rate	100 MBit/s
Output	
Number/Type	1 conventional electronic output, PNP
Switching voltage	24 V $\pm 15\%$ PELV
Switching current	100 mA each output
Ambient conditions	
Ambient temperature	0 ... 45 °C (32 ... 113 °F)
Storage temperature	-20 ... 60 °C (-4 ... 140 °F)
Mechanical specifications	
Degree of protection	IP64
Connection	8-pin Harting HAN RJ-45 2 x 5-pin M12 socket
Material	
Housing	diecast aluminum powder coated
Mass	approx. 4000 g
Compliance with standards and directives	
Directive conformity	
EMC Directive 2004/108/EC	EN 61326-1:2013, EN 61000-6-4:2007/A1:2011
Standard conformity	
Noise immunity	EN 61326-1:2013
Emitted interference	EN 61000-6-4:2007/A1:2011
Degree of protection	EN 60529
Approvals and certificates	
EAC conformity	TR CU 020/2011

Accessories**OIC-C10V2A-CB1**

Code carrier for optical high-temperature identification system, stainless steel

V8HAN-G-10M-PVC-ABG

Female cordset, Harting, 8-pin, shielded, PVC cable

V45-GP-10M-PUR-ABG-V45-G

Connecting cable, RJ-45 to RJ-45, PUR cable

V45-GP

Field-attachable "Push-Pull" connector

V45-G

Field-attachable male connector

V1S-G-10M-PVC

Cable connector, M12, 4-pin, PVC cable

V8HAN-G

Female connector, Harting, 8-pin, field attachable

OIZ-FG500

Replacement glass for series OIT300, OIT500 and OIT1500

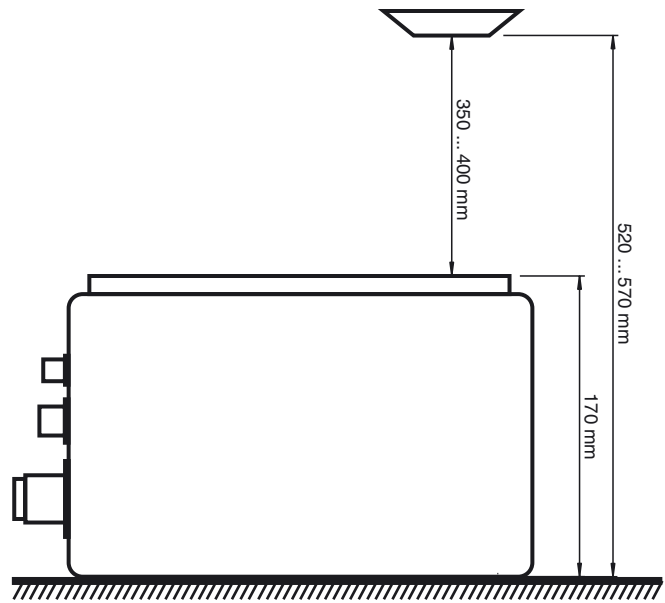
Vision Configurator

Operating software for camera-based sensors

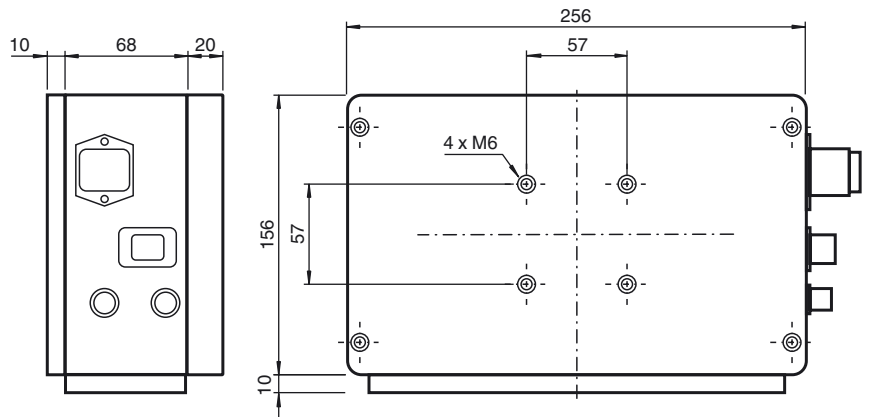
ries can be found at



Notes



Dimensions



Release date: 2018-02-02 07:56 Date of issue: 2018-02-02 274807_eng.xml